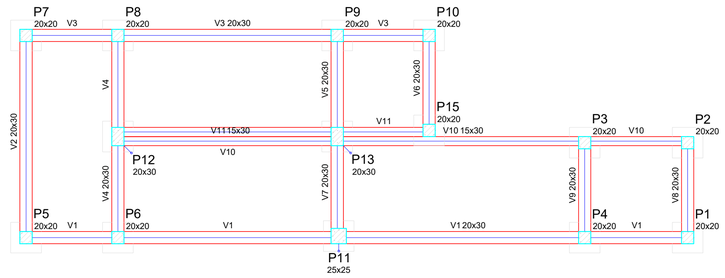

Forma do pavimento BALDRAME

escala 1:50

Vigas			
Nome	Seção (cm)	Elevação (cm)	Nível (cm)
V1	20x30	0	0
V2	20x30	0	0
V3	20x30	0	0
V4	20x30	0	0
V5	20x30	0	0
V6	20x30	0	0
V7	20x30	0	0
V8	20x30	0	0
V9	20x30	0	0
V10	15x30	0	0
V11	15x30	0	0

Características dos materiais

Elemento	fck (kgf/cm²)	Ecs (kgf/cm²)
Vigas	300	260716
Pilares	250	238000
Blocos	300	260716

Pilares			
Nome	Seção (cm)	Elevação (cm)	Nível (cm)
P1	20 x 20	0	0
P2	20 x 20	0	0
P3	20 x 20	0	0
P4	20 x 20	0	0
P5	20 x 20	0	0
P6	20 x 20	0	0
P7	20 x 20	0	0
P8	20 x 20	0	0
P9	20 x 20	0	0
P10	20 x 20	0	0
P11	25 x 25	0	0
P12	20 x 30	0	0
P13	20 x 30	0	0
P15	20 x 20	0	0



Planta de locação

escala 1:50

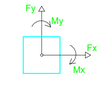

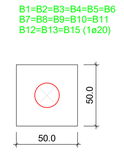

Legenda dos blocos

escala 1:25

Legenda dos Pilares
Pilar que morre
Pilar que passa
Pilar que nasce
Pilar com mudança de seção

Pilar											Fundação				Bloco			
Nome	Seção (cm)	X (cm)	Y (cm)	Carga Máx. (tf)	Carga Mín. (tf)	Mx (kgf.m)	My (kgf.m)	Fx (tf)	Fy (tf)	Lado B (cm)	Lado H (cm)	h0 / ha (cm)	h1 / hb (cm)	ne	de (cm)	ca (cm)	Base tub. (cm)
P1	20x20	1090.0	510.0	1.7	1.5	100	100	0.1	0.1	50	50	0	70	1	20	-50	
P2	20x20	1090.0	665.0	1.7	1.5	100	100	0.1	0.1	50	50	0	70	1	20	-50	
P3	20x20	922.0	665.0	1.1	1.0	100	100	0.1	0.1	50	50	0	70	1	20	-50	
P4	20x20	922.0	510.0	1.1	1.0	100	100	0.1	0.1	50	50	0	70	1	20	-50	
P5	20x20	10.0	510.0	2.8	2.6	100	100	0.1	0.1	50	50	0	70	1	20	-50	
P6	20x20	160.0	510.0	10.6	9.7	100	100	0.1	0.1	50	50	0	70	1	20	-50	
P7	20x20	10.0	840.0	2.4	2.2	100	100	0.1	0.1	50	50	0	70	1	20	-50	
P8	20x20	160.0	840.0	1.1	0.9	100	100	0.1	0.1	50	50	0	70	1	20	-50	
P9	20x20	518.0	840.0	7.0	6.4	100	100	0.1	0.1	50	50	0	70	1	20	-50	
P10	20x20	668.0	840.0	2.0	1.8	100	100	0.1	0.1	50	50	0	70	1	20	-50	
P11	25x25	520.5	512.5	2.1	1.8	100	100	0.1	0.2	50	50	0	70	1	20	-50	
P12	20x30	160.0	675.0	1.6	1.4	100	100	0.2	0.1	50	50	0	70	1	20	-50	
P13	20x30	518.0	675.0	15.6	14.2	100	100	0.1	0.1	50	50	0	70	1	20	-50	
P15	20x20	668.0	685.0	2.0	1.7	100	100	0.1	0.1	50	50	0	70	1	20	-50	

Estacas	
de (cm)	Quantidade
20	14

Relação do aço

B11	2xB13	11xB15	
11xP1	P11	2xP12	
V1	V2	V3	
V4	V5	V6	
V7	V8	V9	
V10	V11		

AÇO	N	DIAM	Q	UNIT (cm)	C.TOTAL (cm)
CA60	1	5.0	215	92	19780
	2	5.0	94	82	7708
	3	5.0	55	72	3960
	4	5.0	24	222	5328
	5	5.0	84	188	15792
	6	5.0	5	92	460
CA50	7	6.3	4	222	888
	8	10.0	2	1114	2228
	9	10.0	2	1127	2254
	10	10.0	2	350	700
	11	10.0	2	364	728
	12	10.0	2	692	1384
	13	10.0	2	705	1410
	14	10.0	4	204	816
	15	10.0	2	217	434
	16	10.0	2	378	756
	17	10.0	2	390	780
	18	10.0	6	175	1050
	19	10.0	6	189	1134
	20	10.0	2	208	416
	21	10.0	2	528	1056
	22	10.0	2	523	1046
	23	10.0	2	959	1918
	24	10.0	2	968	1936
	25	10.0	56	VAR	VAR

Resumo do aço

AÇO	DIAM	C.TOTAL (m)	PESO + 10 % (kg)
CA50	6.3	8.9	2.4
	10.0	261	177
CA60	5.0	530.3	89.9

PESO TOTAL	
CA50	179.4
CA60	89.9

Vol. de concreto total (C-30) = 5.06 m³
Vol. de concreto total (C-25) = 0.31 m³
Área de forma total = 63.65 m²

V1

ESC 1:50

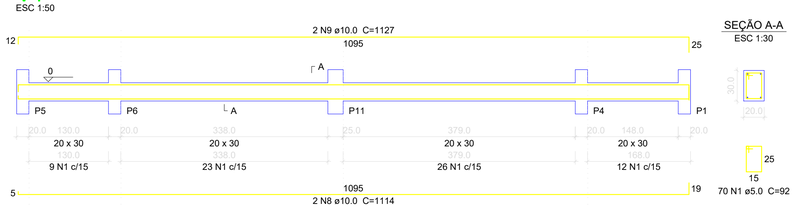

V2

ESC 1:50

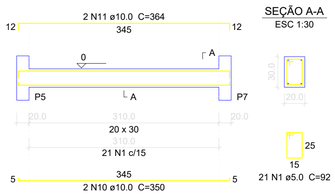

V3

ESC 1:50

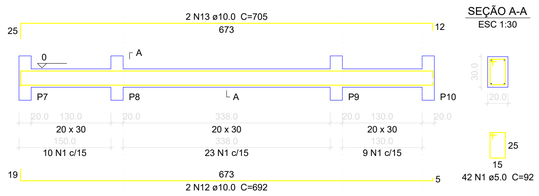

V4

ESC 1:50

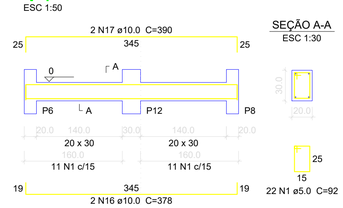

V5

ESC 1:50

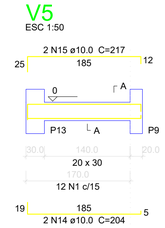

V6

ESC 1:50

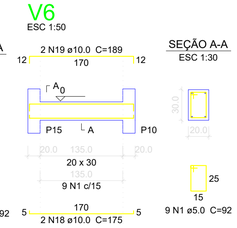

V7

ESC 1:50

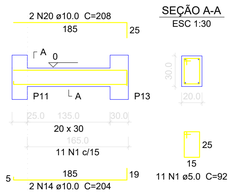

V8

ESC 1:50

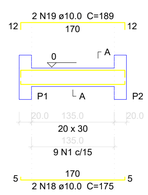

V9

ESC 1:50

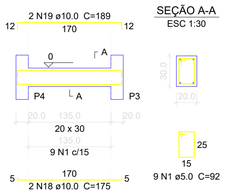

V10

ESC 1:50



V11

ESC 1:50

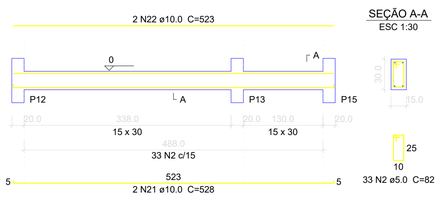

P1=P2=P3=P4=P5=P6=P7=P8=P9=P10=P15

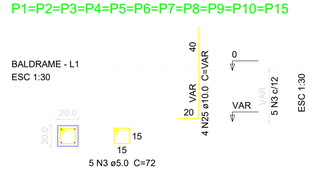

gov.br
Documento assinado digitalmente
LUAN CAMPOS FERREIRA
Data: 25/11/2024 14:44:44-0300
Verifique em https://validar.iti.gov.br

B1=B2=B3=B4=B5=B6=B7=B8=B9=B10=B15

1ø20

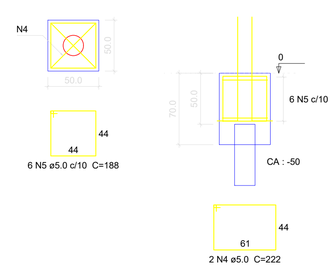

P11

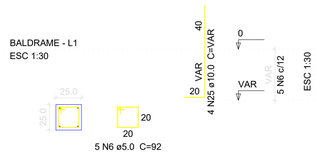

B11

1ø20

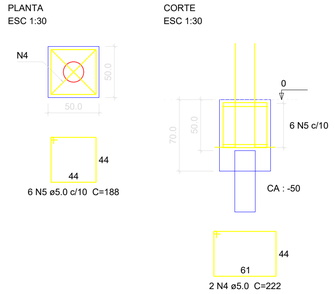

P12=P13

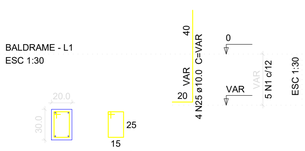

B12=B13

1ø20

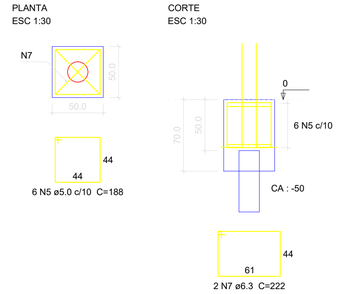

PROJETO COMPLEMENTAR – PROJETO DE CONCRETO ARMADO

CONTEUDO: ELABORAÇÃO DE PROJETO PARA EXECUÇÃO DE ESTRUTURA DE ARGAMASSA ARMADA	DATA: OUTUBRO/2024
RESPONSAVEL TECNICO: LUAN CAMPOS FERREIRA – CREA SP 5070605959	PRANCHA: 01/05
INDICADA / ESCALA / DATA	NOME DA OBRA: PASSARELA DE ACESSO DA CAMARA AO ANEXO
DESENHISTA / PROJETISTA	DESCRICAO DA PRANCHA: PRANCHA DE ELEMENTOS ESTRUTURAIS NÍVEL BALDRAME
ARQ/ENG	PILARES
ARQ/ENG	VIGAS
ARQ/ENG	BLOCOS
	LOCAÇÃO DA FUNDAÇÃO
	PRANCHA DE FORMA
COORD DO PROJETO	DETALHES EXECUTIVOS
CHEFE S P	RT: ENGENHEIRO CIVIL
DIRETOR D P P	CONF CONSTRUIDO / Luan Campos Ferreira / DATA / /
N	AREA / OBRA / PROJETO / TIPO / ORDEM