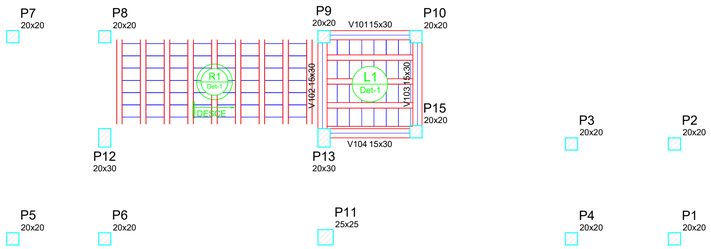

Forma do pavimento PISO 2 ANEXO

escala 1:50

Detalhe 1 (esc. 1:30)

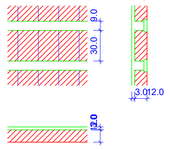

Vigas			
Nome	Seção (cm)	Elevação (cm)	Nível (cm)
V101	15x30	0	375
V102	15x30	0	375
V103	15x30	0	375
V104	15x30	0	375

Lajes								
Dados						Sobrecarga (kgf/m²)		
Nome	Tipo	Altura (cm)	Elevação (cm)	Nível (cm)	Peso próprio (kgf/m²)	Adicional	Acidental	Localizada
L1	Treliçada 1D	15	0	375	310	50	50	-

Características dos materiais		
Elemento	fck (kgf/cm²)	Ecs (kgf/cm²)
Vigas	300	260716
Pilares	250	238000
Lajes	250	238000

Pilares			
Nome	Seção (cm)	Elevação (cm)	Nível (cm)
P1	20 x 20	0	375
P2	20 x 20	0	375
P3	20 x 20	0	375
P4	20 x 20	0	375
P5	20 x 20	0	375
P6	20 x 20	0	375
P7	20 x 20	0	375
P8	20 x 20	0	375
P9	20 x 20	0	375
P10	20 x 20	0	375
P11	25 x 25	0	375
P12	20 x 30	0	375
P13	20 x 30	0	375
P15	20 x 20	0	375

Legenda dos Pilares
Pilar que morre
Pilar que passa
Pilar que nasce
Pilar com mudança de seção

Blocos de enchimento						
Detalhe	Tipo	Nome	Dimensões(cm)			Quantidade
			hb	bx	by	
1	Lajota cerâmica	B12/30/20	12	30	20	28

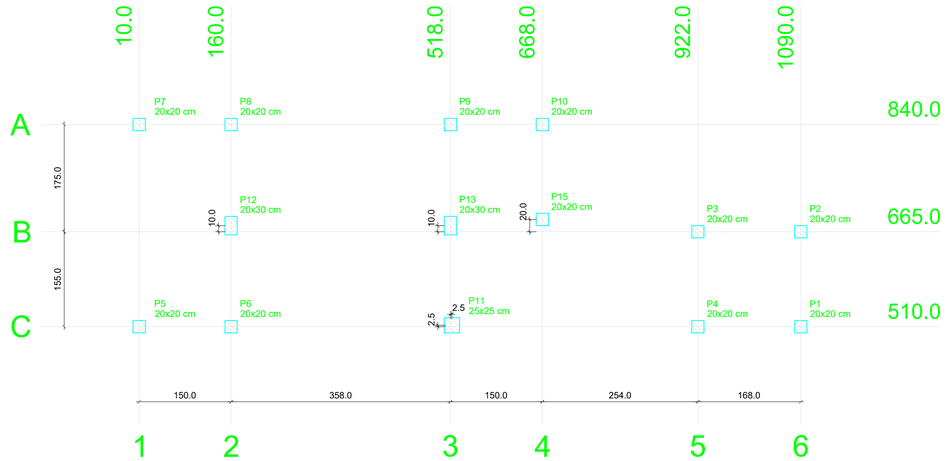

Planta de cargas

escala 1:50

Pilar									
Nome	Seção (cm)	X (cm)	Y (cm)	Carga Máx. (tf)	Carga Mín. (tf)	Mx (kgf.m)	My (kgf.m)	Fx (tf)	Fy (tf)
P1	20x20	1090.0	510.0	1.7	1.5	100	100	0.1	0.1
P2	20x20	1090.0	665.0	1.7	1.5	100	100	0.1	0.1
P3	20x20	922.0	665.0	1.1	1.0	100	100	0.1	0.1
P4	20x20	922.0	510.0	1.1	1.0	100	100	0.1	0.1
P5	20x20	10.0	510.0	2.8	2.6	100	100	0.1	0.1
P6	20x20	160.0	510.0	10.6	9.7	100	100	0.1	0.1
P7	20x20	10.0	840.0	2.4	2.2	100	100	0.1	0.1
P8	20x20	160.0	840.0	1.1	0.9	100	100	0.1	0.1
P9	20x20	518.0	840.0	7.0	6.4	100	100	0.1	0.1
P10	20x20	668.0	840.0	2.0	1.8	100	100	0.1	0.1
P11	25x25	520.5	512.5	2.1	1.8	100	100	0.1	0.2
P12	20x30	160.0	675.0	1.6	1.4	100	100	0.2	0.1
P13	20x30	518.0	675.0	15.6	14.2	100	100	0.1	0.1
P15	20x20	668.0	685.0	2.0	1.7	100	100	0.1	0.1

V101

ESC 1:50

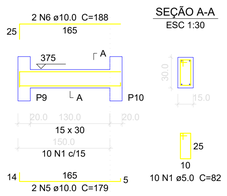

SEÇÃO A-A
ESC 1:30

V102

ESC 1:50

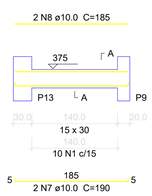

SEÇÃO A-A
ESC 1:30

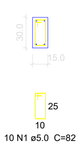

V103

ESC 1:50

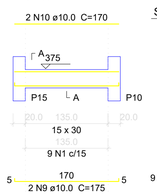

SEÇÃO A-A
ESC 1:30

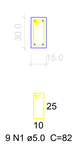

V104

ESC 1:50

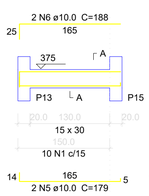

SEÇÃO A-A
ESC 1:30

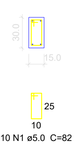

P1=P2=P3=P4=P5=P6=P7=P8=P9=P10=P15

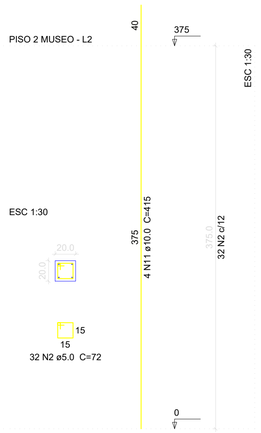

P11

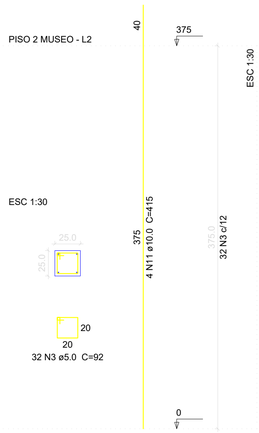

P12=P13

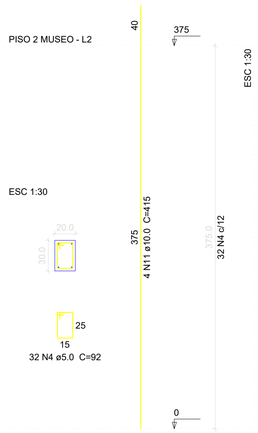

Relação do aço

11xP1 P11 2xP12
V101 V102 V103
V104

AÇO	N	DIAM	Q	UNIT (cm)	C.TOTAL (cm)
CA60	1	5.0	39	82	3198
	2	5.0	352	72	25344
	3	5.0	32	92	2944
	4	5.0	64	92	5888
CA50	5	10.0	4	179	716
	6	10.0	4	188	752
	7	10.0	2	190	380
	8	10.0	2	185	370
	9	10.0	2	175	350
	10	10.0	2	170	340
	11	10.0	56	415	23240

Resumo do aço

AÇO	DIAM	C.TOTAL (m)	PESO + 10 % (kg)
CA50	10.0	261.5	177.3
CA60	5.0	373.8	63.4
PESO TOTAL			
CA50	177.3		
CA60	63.4		

Vol. de concreto total (C-30) = 0.32 m³
Vol. de concreto total (C-25) = 2.33 m³
Área de forma total = 49.54 m²

gov.br Documento assinado digitalmente
LUAN CAMPOS FERREIRA
Data: 25/11/2024 14:45:22-0300
Verifique em https://validar.iti.gov.br

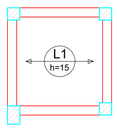

Armação positiva das lajes do pavimento PISO 2 MUSEO (Eixo X)

escala 1:50

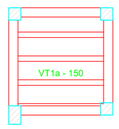

Planta de vigotas pré-moldadas

escala 1:50

PROJETO COMPLEMENTAR – PROJETO DE CONCRETO ARMADO

CONTEUDO: ELABORAÇÃO DE PROJETO PARA EXECUÇÃO DE ESTRUTURA DE ARGAMASSA ARMADA	DATA: OUTUBRO/2024
RESPONSAVEL TECNICO: LUAN CAMPOS FERREIRA – CREA SP 5070605959	PRANCHA: 02/05
INDICADA / ESCALA / DATA	NOME DA OBRA: PASSARELA DE ACESSO DA CAMARA AO ANEXO
DESENHISTA / PROJETISTA	DESCRICAO DA PRANCHA: PRANCHA DE ELEMENTOS ESTRUTURAIS NÍVEL PISO 2 ANEXO PILARES VIGAS LAJES PRANCHA DE CARGAS QUADRO DE CARGAS
ARQ/ENG	
ARQ/ENG	
ARQ/ENG	
COORD DO PROJETO	DETALHES EXECUTIVOS
CHEFE S P	RT: ENGENHEIRO CIVIL
DIRETOR D P P	
	CONF CONSTRUIDO: Luan Campos Ferreira DATA: / /
N	AREA / OBRA / PROJETO / TIPO / ORDEM